


Wall diffuser HHS / HHS-P



Description

HHS wall diffuser for fresh air supply. Male connector with gasket for fast connection with SPIRAL® duct. Powder painted with white RAL 9010 colour which provides additional protection from corrosion in places with high humidity, such as bathrooms.

An excellent choice when ceiling mounting is out of the scope or the interior design requires a wall diffuser. It can be used in offices, residential houses and mounted just under the ceiling as well. A version with asymmetrical perforation HHS-P is also available.

Available materials - Product code examples

HHS-... - galvanized steel sheet, powder painted RAL9010
HHS-P-... - asymmetric perforation, galvanized sheet powder coated in RAL 9010

Product code example

Product code: **HHS - aaa**

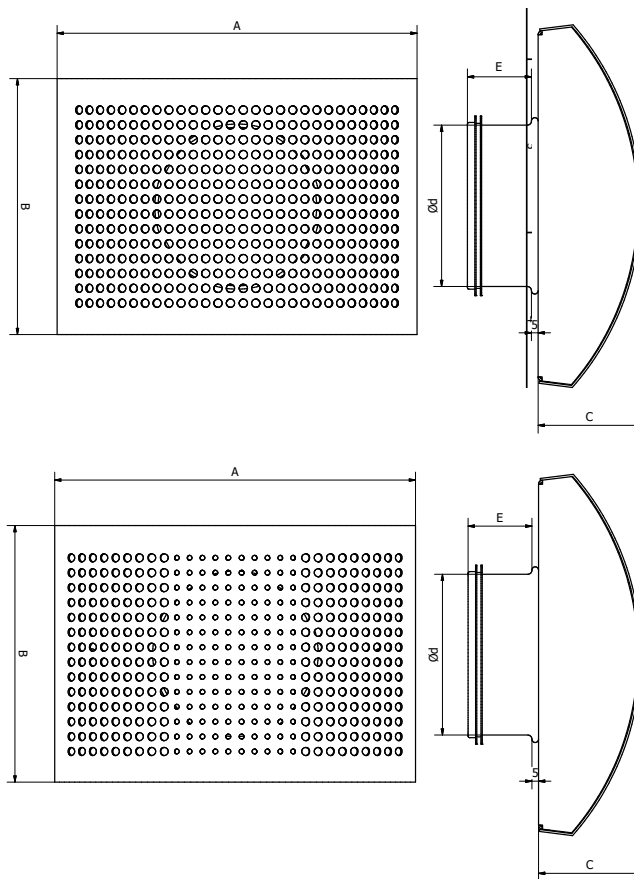
type _____
Ød _____

Installation



The diffuser has a nipple connection with rubber gasket. Insert the diffuser into the duct. The diffuser can be screwed to the wall. There are two mounting holes for the Ø6 screw on the back wall.

Dimensions



Product code	Ød [mm]	A [mm]	B [mm]	C [mm]	E [mm]
HHS-100	100	225	156	60	32
HHS-125	125	225	156	60	32
HHS-P-100	100	225	156	60	32
HHS-P-125	125	225	156	60	32

Cleaning



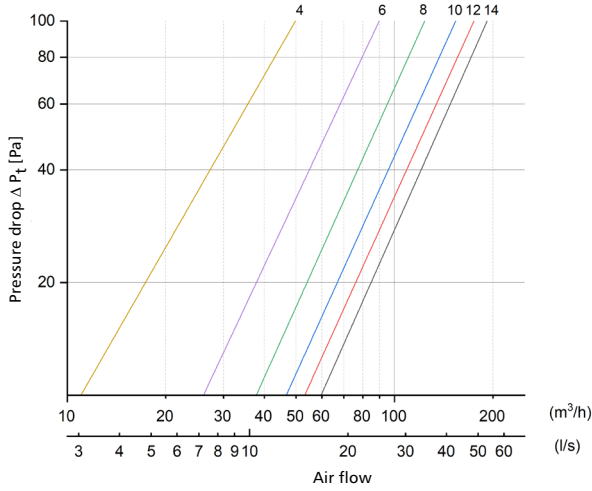
Open front panel of diffuser. It is mounted on 4 latches on the sides. Clean the inside of the diffuser and front panel with a cloth.

Wall diffuser HHS / HHS-P

Technical specifications

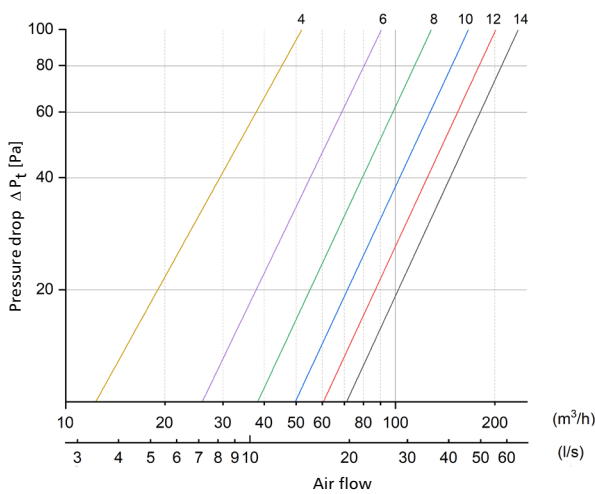
Pressure drop chart for HHS-100

- 14 - all rows opened
- 4-12 - number of opened rows

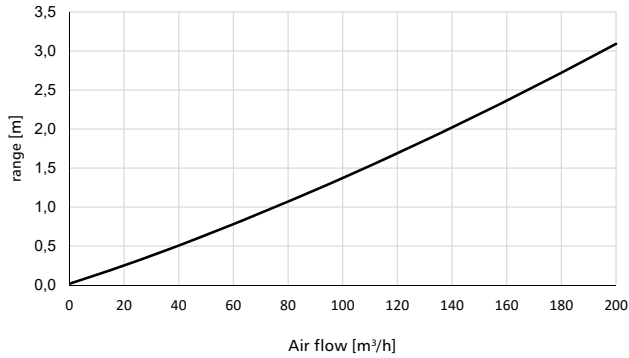


Pressure drop chart for HHS-125

- 14 - all rows opened
- 4-12 - number of opened rows

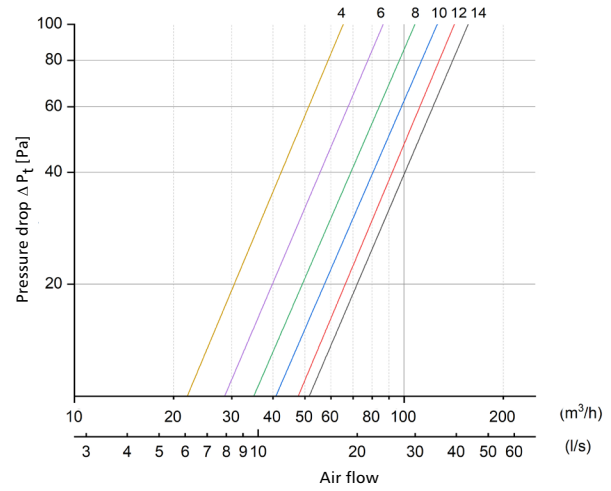


Air flow range for 0,5 m/s range velocity



Pressure drop chart for HHS-P-100

- 14 - all rows opened
- 4-12 - number of opened rows



Pressure drop chart for HHS-P-125

- 14 - all rows opened
- 4-12 - number of opened rows

